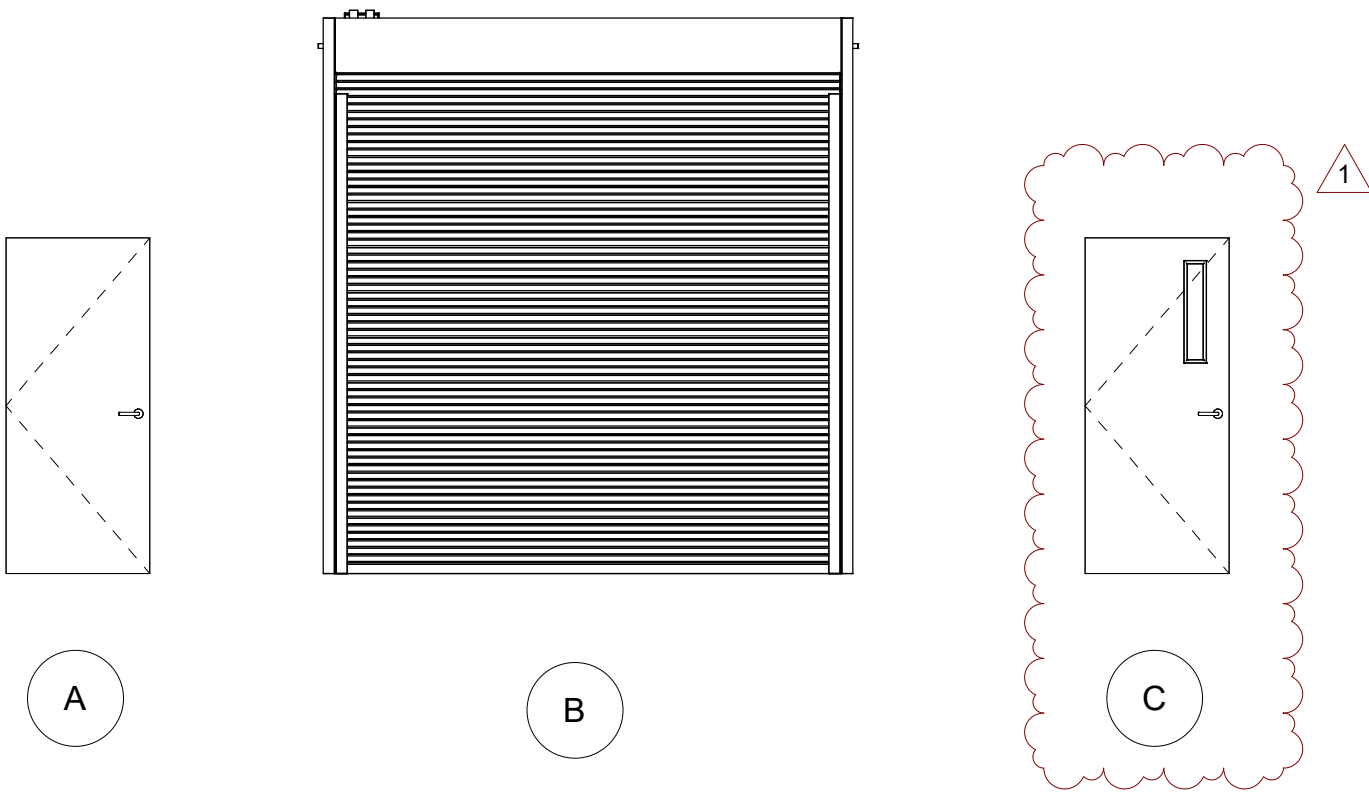


DOOR SCHEDULE

TAG	ROOM	DOOR				FRAME		HARDWARE	NOTES
		TYPE	WIDTH	HEIGHT	THICKNESS	MATERIAL	FINISH		
100	HALLWAY	C	3'-0"	7'-0"	0'-1 3/4"	HM	PAINTED	1	IMPACT-RESISTANT EXTERIOR DOOR
101	HALLWAY	A	3'-0"	7'-0"	0'-1 3/4"	HM	PAINTED	2	
102	OFFICE	A	3'-0"	7'-0"	0'-1 3/4"	HM	PAINTED	5	
103	PARTS ROOM	A	3'-0"	7'-0"	0'-1 3/4"	HM	PAINTED	2	
104	RESTROOM	A	3'-0"	7'-0"	0'-1 3/4"	HM	PAINTED	3	
105	RESTROOM	A	3'-0"	7'-0"	0'-1 3/4"	HM	PAINTED	3	
106	JAN. CLOSET	A	3'-0"	7'-0"	0'-1 3/4"	HM	PAINTED	3	
107	BOATS SERVICE	B	14'-0"	16'-0"	0'-4 3/4"	STEEL	PAINTED	4	OVERHEAD DOOR, ROLLING STEEL SERVICE DOOR, MODEL 610
108	BOATS STORAGE	B	14'-0"	16'-0"	0'-4 3/4"	STEEL	PAINTED	4	OVERHEAD DOOR, ROLLING STEEL SERVICE DOOR, MODEL 610
109	BOATS SERVICE	B	14'-0"	16'-0"	0'-4 3/4"	STEEL	PAINTED	4	OVERHEAD DOOR, ROLLING STEEL SERVICE DOOR, MODEL 610
110	BOATS SERVICE	B	14'-0"	16'-0"	0'-4 3/4"	STEEL	PAINTED	4	OVERHEAD DOOR, ROLLING STEEL SERVICE DOOR, MODEL 610
111	BOATS SERVICE	B	14'-0"	16'-0"	0'-4 3/4"	STEEL	PAINTED	4	OVERHEAD DOOR, ROLLING STEEL SERVICE DOOR, MODEL 610
112	BOATS SERVICE	C	3'-0"	7'-0"	0'-1 3/4"	HM	PAINTED	1	IMPACT-RESISTANT EXTERIOR DOOR
113	BOATS SERVICE	B	14'-0"	16'-0"	0'-4 3/4"	STEEL	PAINTED	4	OVERHEAD DOOR, ROLLING STEEL SERVICE DOOR, MODEL 610
200	OFFICE	A	3'-0"	7'-0"	0'-1 3/4"	HM	PAINTED	2	
201	RESTROOM	A	3'-0"	7'-0"	0'-1 3/4"	HM	PAINTED	3	
202	SMALL PARTS ROOM	A	3'-0"	7'-0"	0'-1 3/4"	HM	PAINTED	2	
203	LUNCH ROOM	A	3'-0"	7'-0"	0'-1 3/4"	HM	PAINTED	2	


DOOR TYPES



WINDOW SCHEDULE

TAG	COUNT	WINDOW		MANUFACTURER	NOTES
		WIDTH	HEIGHT		
W1	10	3' - 0"	3' - 2"	TBD	IMPACT-RESISTANT SINGLE HUNG WINDOW- EXTERIOR
W2	1	3' - 0"	3' - 2"	TBD	INTERIOR WINDOW

WINDOWS



DOOR NOTES

- ALL NEW DOORS TO COMPLY WITH FBC-8TH EDITION (2023), SECTION 1010.
- ALL DOORS SHALL HAVE LEVER OPERATED MECHANISMS AND SHALL COMPLY WITH ADA AND FLORIDA ACCESSIBILITY CODE FOR BUILDING AND CONSTRUCTION.
- ALL NEW FIRE RATED DOORS TO HAVE BALL BEARING HINGES, U.L. APPROVED LATCHES AND DOOR CLOSERS.
- CONTRACTOR TO COORDINATE DOOR FRAMES WITH PARTITION THICKNESS AND PROVIDE LABELS PER FBC SECTION 715.4 (20 = 20MIN. FIRE RATING, 45 = 45MIN. FIRE RATING, 60 = 60MIN. FIRE RATING, 90 = 90MIN. FIRE RATING).
- ALL DOOR HARDWARE SHALL MEET THE REQUIREMENTS OF NFPA 101 7.1.2.5 LOCKS, LATCHES, AND ALARM DEVICES:
- 7.1.2.5 DOORS SHALL BE ARRANGED TO BE OPENED READILY FROM EGRESS SIDE WHENEVER THE BUILDING IS OCCUPIED
- LOCKS, IF PROVIDED, SHALL NOT REQUIRE THE USE OF A KEY, TOOL, SPECIAL KNOWLEDGE, OR EFFORT FOR OPERATION FROM THE INSIDE OF THE BUILDING.

DOOR HARDWARE SETS

HARDWARE SET 1 - EXTERIOR DOOR
ENTRY LOCKSET
HINGE SET WITH NON-REMOVABLE HINGE PIN
DRIP STRIP
SWEEP & WEATHER STRIPPING
THRESHOLD
CLOSER

HARDWARE SET 2 - OFFICE
OFFICE LOCKSET
HINGE SET
CLOSER
WALL STOP

HARDWARE SET 3 - RESTROOM
PRIVACY LOCKSET
HINGE SET
CLOSER
WALL STOP

HARDWARE SET 4 - OVERHEAD DOOR
AS PER MANUFACTURER

HARDWARE SET 5 - OFFICE (SECURED)
OFFICE SECURITY LOCKSET WITH A ROBUST MECHANICAL LOCKING SYSTEM
HINGE SET
CLOSER
VIEWER/PEEP HOLE
WALL STOP

WINDOW NOTES

- ALL NEW EXTERIOR GLAZING, AS NOTED ON THE SCHEDULE, SHALL BE IMPACT RESISTANT GLASS IN ALUMINUM FRAMES TESTED IN ACCORDANCE WITH APPLICABLE WIND AND IMPACT CODES, EXCEPT WHERE NOTED. COMPLETE PRODUCT DATA, INCLUDING TESTING RESULTS, SHALL BE INCLUDED WITH THE SHOP DRAWING SUBMITTAL.
- THE NEW GLAZING IS INTENDED TO MATCH THE EXISTING IN COLOR, FINISH, AND SIZE. FIELD VERIFY THE EXISTING GLAZING COMPONENTS, INCLUDING SUCH INFORMATION IN THE REQUIRED SUBMITTAL.
- WINDOWS:
A. SYSTEM: TBD
B. COLOR: TBD
C. GLAZING: TBD




S ARCHITECTURE

33 SE 4TH STREET, SUITE 100
BOCA RATON, FL 33432
561.835.5515

WWW.SARCHITECTURE.COM
AA26003746

SEAL:



MATTHEW R. FORGET // REG. FL. NO. AR95364

DIGITAL SIGNATURE:

CLIENT / PROJECT ADDRESS:

HODGE MARINE

1857 NW 21ST STREET
POMPANO BEACH, FLORIDA 33069

REVISIONS:

NO.	DATE	DESCRIPTION
1	2025-06-12	DRC PLAN REVIEW

KEY PLAN:

PROJECT NUMBER: 24-057

DATE ISSUED: 2025-06-30

SHEET TITLE:

**DOOR & WINDOW
SCHEDULE**

SHEET NO.:

A600

SITE PLAN APPROVAL

C:\Users\mz24627\OneDrive\Documents\mz24627_Hodge Marine_205.rvt

2025-06-11 13:00

PZ25-12000024

09/17/2025

DRC